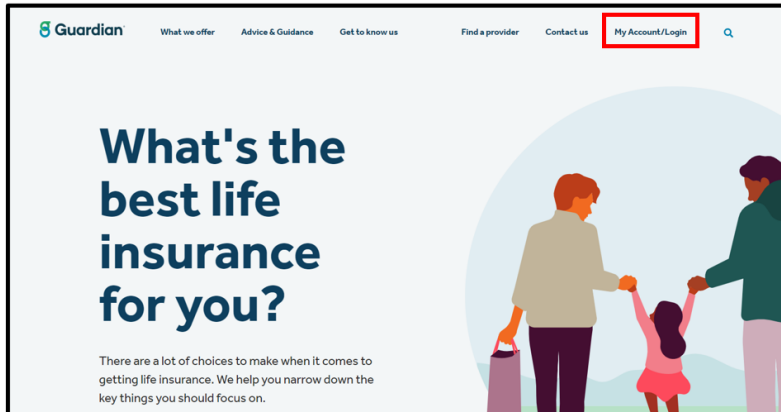


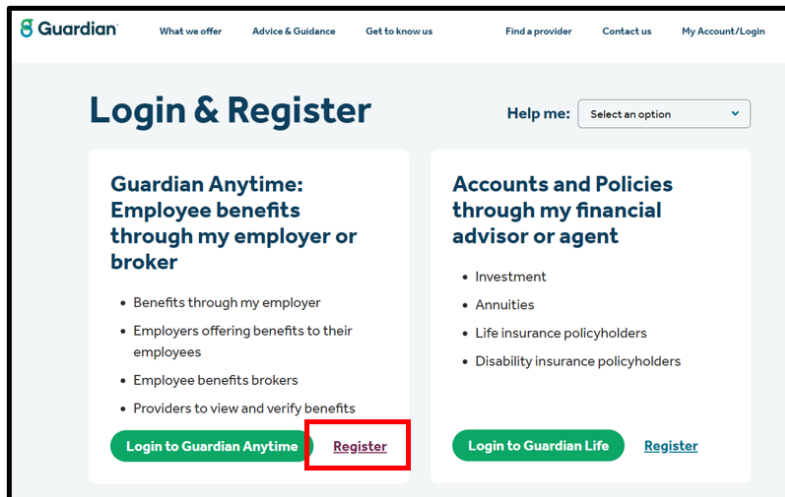
GUARDIAN ONLINE PORTAL

All dental, vision, STD/LTD, and life insurance information can be accessed through Guardian's online portal. Your insurance card is also available through this online portal. Please follow the steps below to setup your account and access your insurance card(s):

1. Go to www.guardiananytime.com
2. Click 'My Account / Login' circled in red below



3. At the bottom of the Guardian Anytime section, press 'Register'



4. Select 'Member'

Thank you for registering to manage your Guardian employee benefits online. To begin, please tell us about your relationship with us.

I am a...

☒ **Member**
The primary individual covered under a Guardian employee benefits plan.

☐ **Dependent**
A spouse, child or other family member covered by the primary member's plan.

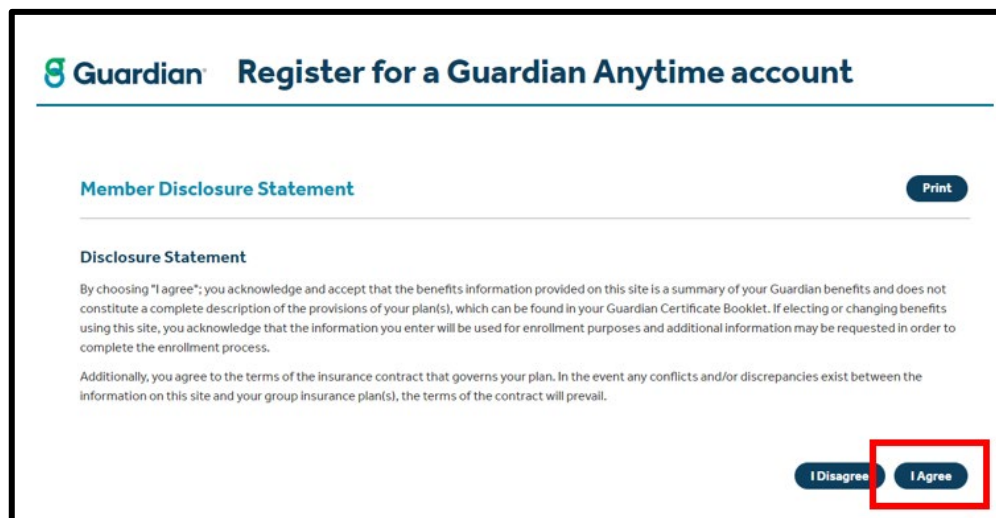
☐ **Employer**
The individual responsible for reconciliation and payment of the group insurance statement for my company. To register for your account, you will need your Guardian Group Bill.

☐ **Third Party Administrator**
The individual is responsible for reconciliation and payment of the group insurance statement for other companies. To register for your account you will need the Guardian Group Bill for each plan you administer.

☐ **Agent/Broker**
The individual who sells Guardian Group Insurance products. To view your commissions, you will need your commission statement.

☐ **Healthcare Professional**
The Healthcare Professional who is licensed to administer Medical and/or Dental services (i.e. Doctor's Office, Dental Practice, Hospital, Clinic, etc.). To register for your account you will need to provide the Taxpayer ID or Social Security Number of the healthcare professional.

5. After reviewing the Member Disclosure Statement, select 'I Agree'



Guardian Register for a Guardian Anytime account

Member Disclosure Statement [Print](#)

Disclosure Statement

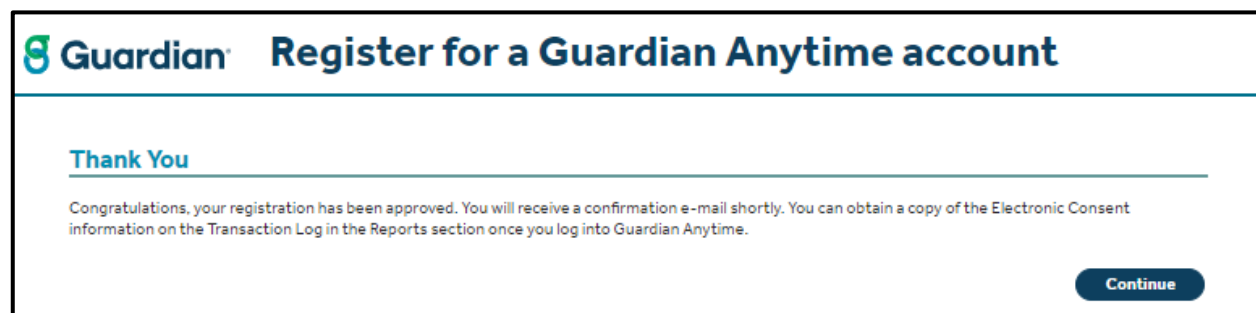
By choosing "I agree"; you acknowledge and accept that the benefits information provided on this site is a summary of your Guardian benefits and does not constitute a complete description of the provisions of your plan(s), which can be found in your Guardian Certificate Booklet. If electing or changing benefits using this site, you acknowledge that the information you enter will be used for enrollment purposes and additional information may be requested in order to complete the enrollment process.

Additionally, you agree to the terms of the insurance contract that governs your plan. In the event any conflicts and/or discrepancies exist between the information on this site and your group insurance plan(s), the terms of the contract will prevail.

[I Disagree](#) [I Agree](#)

6. Fill in all required information and press 'Submit'

- Your Plan #: 00576481
- You must review the consent section by scrolling all the way to the bottom or the section
- You must also check the 'Yes' box do express consent after reviewing before you can continue
- Once all steps are completed, press 'Submit'. You should see the screen below:



Guardian Register for a Guardian Anytime account

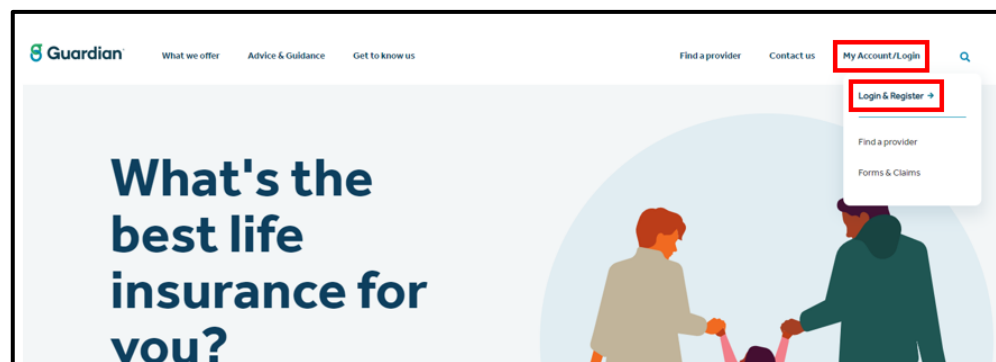
Thank You

Congratulations, your registration has been approved. You will receive a confirmation e-mail shortly. You can obtain a copy of the Electronic Consent information on the Transaction Log in the Reports section once you log into Guardian Anytime.

[Continue](#)

7. Press continue to return to the Home Screen.

8. To access your insurance card, login to your newly created account.



Guardian What we offer Advice & Guidance Get to know us Find a provider Contact us **My Account/Login** [Login & Register](#) [Find a provider](#) [Forms & Claims](#)

What's the best life insurance for you?

9. Under the Guardian Anytime section, select 'Login to Guardian Anytime'

Guardian

What we offer Advice & Guidance Get to know us

Find a provider Contact us My Account/Login

Login & Register

Help me:

Guardian Anytime: Employee benefits through my employer or broker

- Benefits through my employer
- Employers offering benefits to their employees
- Employee benefits brokers
- Providers to view and verify benefits

[Login to Guardian Anytime](#) [Register](#)

Accounts and Policies through my financial advisor or agent

- Investment
- Annuities
- Life insurance policyholders
- Disability insurance policyholders

[Login to Guardian Life](#) [Register](#)

10. Login using the User ID and Password you just created

Login to Access Your Account

User ID [Forgot User ID?](#)

Please enter your user ID

Password [Forgot Password?](#)

Please enter your password

[Sign in](#) [Register Now](#)

11. Select 'ID Cards *NEW*' in the lower portion of the screen

Guardian

Member Personalize

Home My Benefits My Claims Forms & Materials Reports

He [redacted] 03:14 PM EST on Friday, August 28, 2020
Last time you were here... 03:11 PM EST on Friday, August 28, 2020

You have no new messages.

[View My Plan Benefits and Coverage](#)
Find out if you're covered.
View plan benefits.

[My Claims](#)
See if your claim has been paid.
View explanations of benefits and letters.
Submit claims and forms online.

[Update Information](#)
Update your personal information.

[ID Cards *NEW*](#)
View, print or order your membership ID cards.

[Forms And Materials](#)
Select the following links:
[Certificate Booklets](#)
[Provider Directories](#)
[Forms](#)

[News And Tips](#)
[Click here for other recent Guardian News](#)

12. Press 'View/Print' beside the ID card you would like to view.

- Once you click 'View/Print' and PDF of your insurance card will be generated. This can be saved to your computer, emailed, or printed in the same way as other PDFs.

